
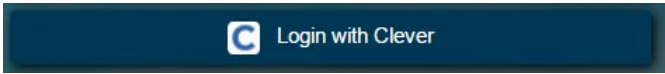

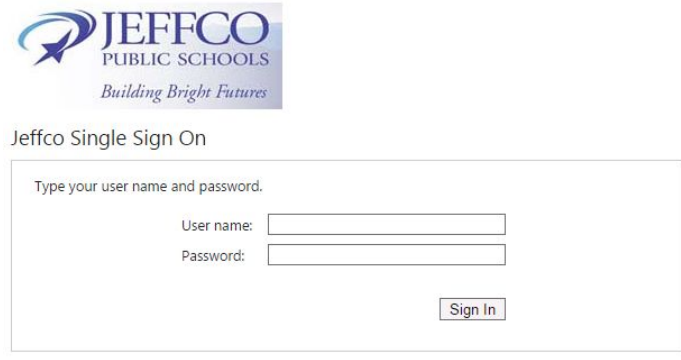






Big Ideas Homework - Student Instructions

<p>1) Go to the website: <i>bigideasmath.com</i></p>	
<p>2) Choose "Login with Clever"</p>	
<p>3) Choose your school. Then be sure it says "JeffCo Public Schools", then select "Log in with Active Directory"</p>	
<p>4) Sign in using your Jeffco username and password.</p>	
<p>5) To complete an assignment, choose the "Assignments" tab at the top.</p>	
<p>6) Select "Enter" on the assignment you wish to complete.</p>	
<p>7) Select "Start".</p>	
<p>8) Answer each question in the assignment using the right and left arrows.</p>	
<p>9) Once you are finished answering every question, go to the upper right hand corner and select your name.</p> <p>You can save work and come back or if you want or to turn the assignment in choose "Submit".</p>	